

Model

Features

16-CH Power Supply Passive Video Receiver Hub

- Provides camera power while receiving video transmission both over a single 4-pair UTP cat5e/6 cable
- Color video up to 1312ft(400m) via UTP cat5e/6
- Power camera; Max 1A per channel
- Transmit 12VDC power up to 328ft /100m working with transmitter unit for 12VDC camera
- Female BNC connector and RJ45 Jack
- NTSC, PAL & SECAM video format compatible;
- Real-time transmission;
- Exceptional interference rejection;
- Built-in TVS(Transient Voltage Suppressors) for surge protection
- Lightning protection design Grade: III
- Wave Filter Design, Anti-Static Design
- Black galvanized housing
- Rack, wall mountable and desk installation with 4 rubber feet



Overview

This is a sixteen channel video and power hybrid receiver that consolidates all CCTV system cabling using standard EIA/TIA 568A/B structured building wiring. Designed for installation in the IDF/Telecom Closet or MDF/Equipment Room, this allows the real time transmission of CCTV video signal via cost-effective Unshielded Twisted Paired(UTP) cable. Baseband (composite) signals of any type are supported.

It can transmit the camera video and power hybrid signal up to 328ft /100m for 12VDC output camera.

The superior interference rejection and low emissions allows video and power signals to co-exist in various environment. Compared with traditional video receiver, greatly reduces the cost and improves the performance. Compared with other similar products, has higher performance, better stability, and more obvious price advantage.

Applications


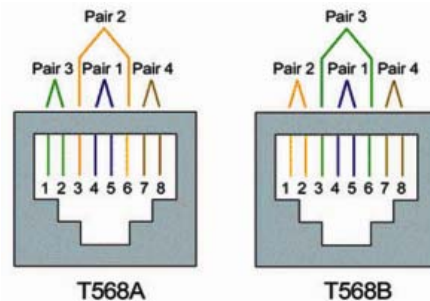
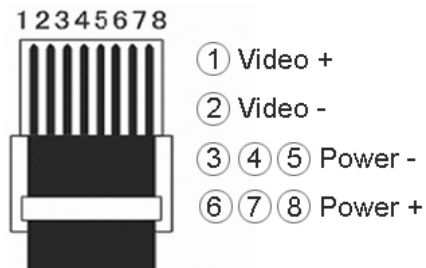
- Security Monitoring System
- Multimedia Network Teaching System
- Medical Monitoring Display System
- Industrial Automation Control System
- Banking, securities, financial information display system
- Remote Network Server Monitoring
- Department Store Security
- Casino Security
- Hospitals, Airports and banks
- School Campuses

Wire and Cable Recommendations

This is recommended to use with Unshielded Twisted Paired (UTP) wiring from 24AWG through 22AWG.. Individually shielded pairs should be avoided, as they reduce the operating range of the systems drastically. Multi-pair cable (25-pair or more) with an overall shield are acceptable. Video signals can coexist in the same wire bundle as telephone, datacom, or low-voltages power circuits. While video may be routed through telephone punch-down block terminals, any bridge-taps, also called T-taps and any resistive, capacitive or inductive devices **MUST BE** removed from the pair.

For more specific information regarding wire types, gauges and proper installation techniques, please contact us for technical assistance.

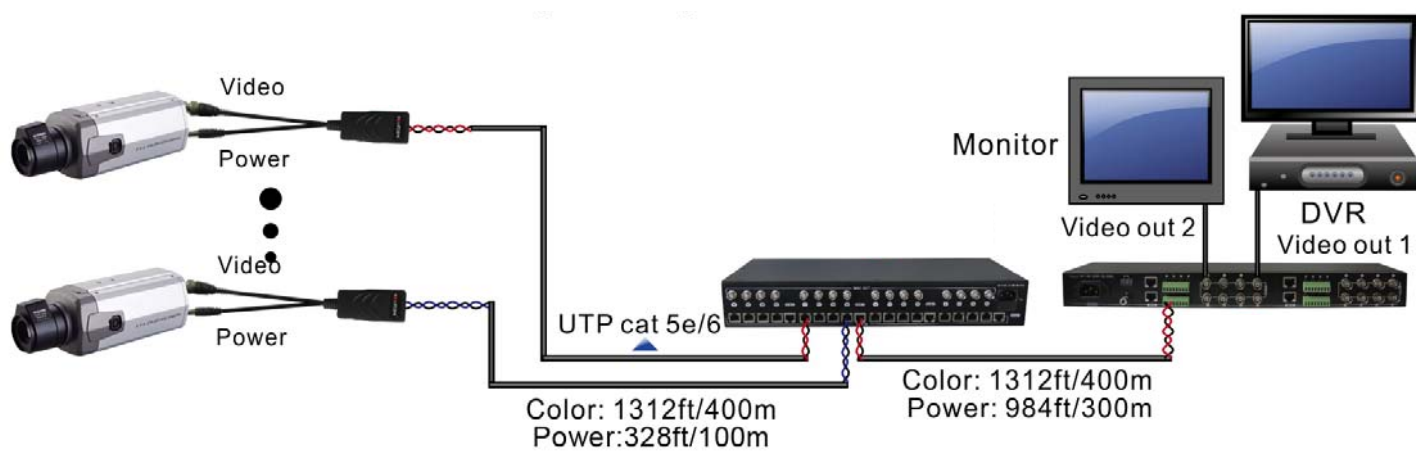
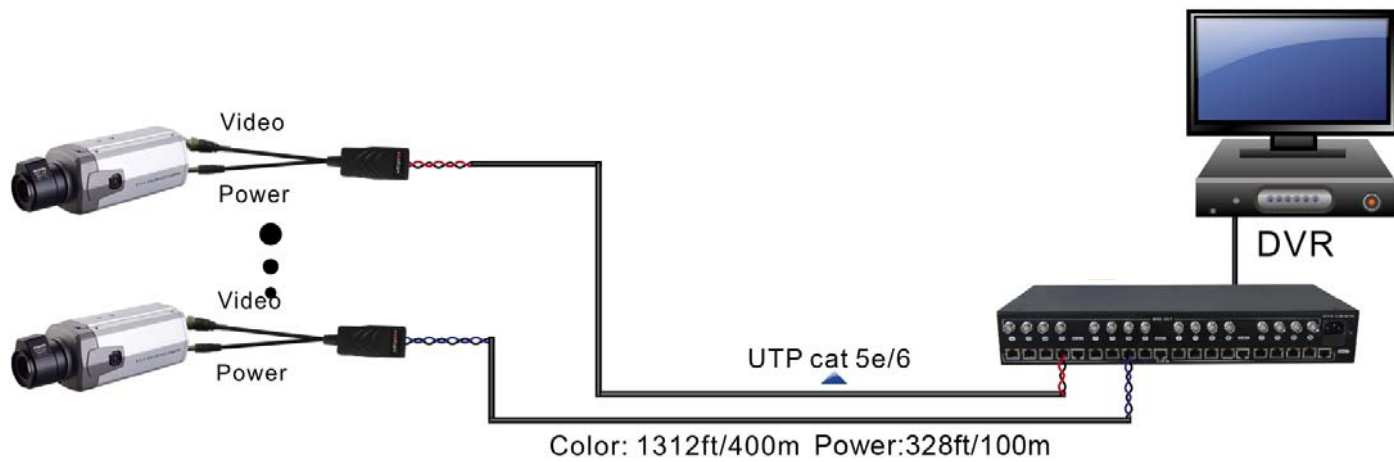
	1	2	3	4	5	6	7	8
T568A:	White Green	Green	White Orange	Blue	White Blue	Orange	White Brown	Brown
T568B:	White Orange	Orange	White Green	Blue	White Blue	Green	White Brown	Brown



Technical Specifications

Model		BP-16PV (12VDC output)	
Product Name		16- Channel Power Supply Passive Video Receiver Hub	
Applied Devices		CCTV cameras, monitors, DVR, switchers, IP encoders, and other CCTV equipment	
Video	Video Format	PAL, NTSC, SECAM	
	Operating Frequency	DC to 5MHz	
	Max Distance	UTP Category 5e (24AWG) Color: 1312ft(400m) B&W: 1968ft(600m)	
	Common-mode/Differential-mode rejection	15 KHz to 5 MHz 60 dB typ	
	Impedance	Coax, Male BNC	75 ohms
		UTP,RJ45	100 ohms
Attenuation	0.5 dB typ		
Wire Type	Network Wiring	One Unshielded Twisted Pair (for each video signal) 24-16 AWG (0.5-1.31mm)	
	Category Type	2 or better	
	Impedance	100 ± 20 ohms	
	DC Loop Resistance	52 ohms per 1,000ft (18 ohms per 100m)	
	Differential Capacitance	19 pF/ft max (62 pF/m max)	
Power	Power Input	No external power required	
	Power transmission	12VDC, up to 328ft(1000m) via UTP cat5e/6	
Connector	Video input	RJ45 Jack	
	Video output	Female BNC connector	
Protection	Surge Protection	Built-in Transient Voltage Suppressor(TVS)	
	Antistatic	YES	
Mechanical	Dimensions(L*W*H)	493*170*44.5mm (BNC connector & mounting bracket excluded)	
	Housing	Black galvanized	
	Body Color	Black	
	Net Weight	3220g	
Environmental	Operating Temperature	-25° ~ 75° C	
	Relative Humidity	0~95% (non-condensing)	
	Storage Temperature	-40° ~ 150° C	

Application Diagram



4 in 1 function to connect 1200m active receiver, color video up to 1312ft(400m)
4 in 1 function to connect 1500m active receiver, color video up to 1968ft(600m)